


VoiceOver Screen Sharing in Zoom

Tested in iOS/iPadOS 13.4

In this guide, we will cover how to share your screen during a Zoom online meeting from an iOS device.

This guide assumes that you have downloaded and installed the Zoom app.

- 1 Open your online meeting app:
Zoom.



- 2 Start or join a meeting by navigating to the **New Meeting** button or **Join** button for the contact(s) you wish to contact.

Double tap to start or join a meeting.



New Meeting **OR**



Join

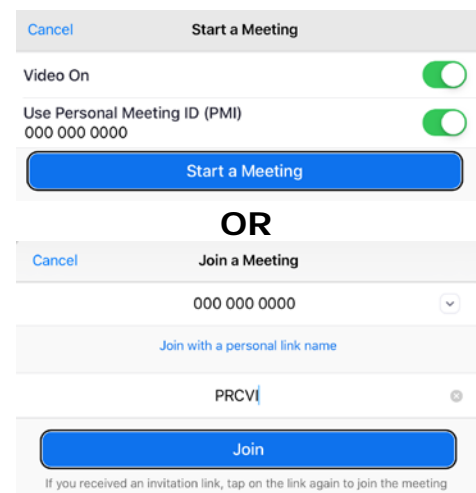
- 3 If starting a new meeting, **swipe right** until you reach the **Start a Meeting** button.

Double tap to start meeting.

OR

If joining a meeting, enter the Meeting ID then **swipe right** until you reach the **Join** button.

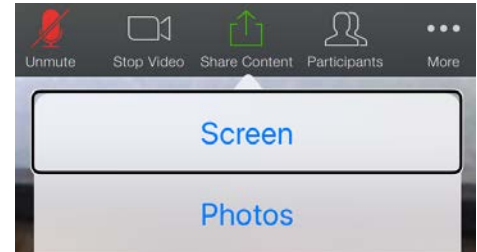
Double tap join a meeting.



- 4 **Swipe right** until you reach the **Share Content** button.
Double-tap to show options.



- 5 **Double tap** to select **Screen**.



- 6 **Swipe right** until you reach the **Zoom** button.
Double tap to select Zoom app.



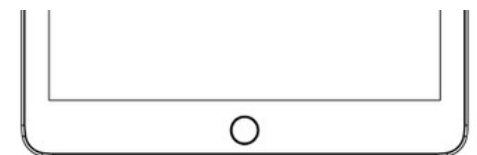
- 7 **Swipe right** until you reach the **Start Broadcast** button.

- 7 **Double tap** to start broadcasting your screen.

You will be given a 3-second countdown before the broadcasting starts.




- 8 **Press Home button** to return to your home screen and navigate to what you want to share with meeting participants.



9

To end screen broadcast, return to the **Zoom** app.



10

Swipe right until you reach the **Stop Broadcast** button.

Double tap to stop broadcasting your screen.



11

To exit the Screen Broadcast options menu, **swipe left** until you reach the "Everything on your screen, including notifications will be recorded.." text block.

Double tap to return to online meeting.

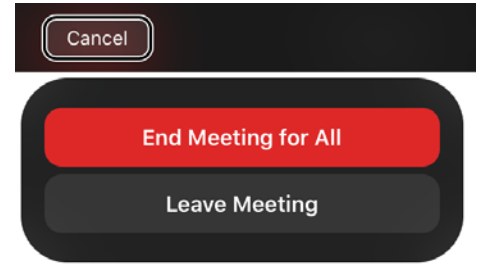


12

Swipe left or **right** to reach the **End** button.



13 Double tap to see options.



If you started the meeting you have the option to end the meeting for all participants.

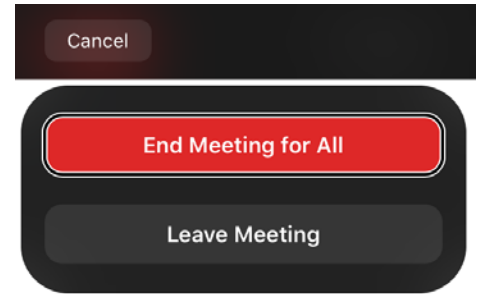
Swipe right until you reach the **End Meeting for All** button.

14 Double tap to end meeting.

OR

If you joined a meeting, **swipe right** until you reach the **Leave Meeting** button.

Double tap to leave meeting.



OR

